

Technology Lessons 4 Teachers

Primary Edition – PreK-5

Issue 23, Vol. 1 – November 2013

P. 3 Websites 2 Check Out

AppSaga & Wonderopolis

P. 3 SPED Learners

Model Me Going 2 Places

P. 2 Let's Get App-y

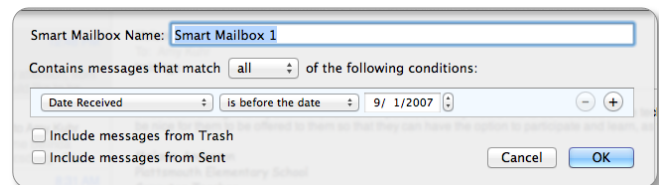
AlphaTots & Playback

P. 2 Do You Google?

Google Docs Research Tool

Feature Application

Smart Mailboxes



In a few months we will be switching our email from our servers to Gmail. We are planning on moving all of your emails to the Gmail system, so when you logon you will see all of your email & folders. The Smart Mailboxes will not be available on Gmail, as Google has other features available.

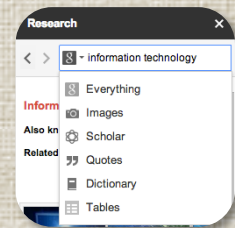
Until then Smart Mailboxes can be used to help lighten the load of emails that the Tech Department have to transfer over, by easily organizing older emails into a Smart Mailbox to quickly delete old emails.

1. Go to the **Mailbox** menu in your Mail program. Click on **New Smart Mailbox**.
2. Name your Smart Mailbox
3. Under **Any Recipient** change it to **Date Received**.
4. Alter **Contains** to **is before the date**, & choose your date. All emails that are before your date will be listed in the Smart Mailbox.

Now you can easily highlight all old emails to delete or find the ones you want to keep without having to remember which folder you placed it in.

Do You Google?

Google Docs Research Tool



The Research tool makes it easy to find & add information from the web into a document or presentation. To access this tool you can either **(1) go to the Tools menu > select Research**, or **(2) Right-click** (Control-click) on a word & select **Research**. The Research tool will appear on the right-hand side of your doc or slide. You can then type your query in the search bar, & select from web results, images, videos (presentations only), tables, quotations, maps, & more.

By clicking on a link it opens the site in a new window. If you hover over an entry instead, you can either **Preview** the site, **Insert Link**, or insert a footnote citation (in MLA, APA, or Chicago formatting) of the source into your document by selecting **Cite**.

Filter your results to only articles by selecting **Scholar** from the drop-down menu in the search bar. By hovering over the entries, you will be able to see either a web or PDF hyperlink to take you to the article. You can also either **Cite as Footnote** or **Insert** the title of the article.

Let's Get App-y



AlphaTots

This award-winning app uses action verbs to teach little ones their ABCs. Each letter includes a mini game that helps kids in associating letters with sounds & words. For example, B is for Build, & kids would then build a robot. Or Z is for Zap, & they would then zap aliens. **(\$2.99)**



Playback

Playback is an excellent iPad app for creating screencasts, giving a user an interactive whiteboard to edit. Also, a user can annotate over existing slides for Guided Learning. Best of all, an educator has the option to narrate their recordings, which is ideal for Flipping a Classroom or for creating presentations such as a Pecha Kucha. All finished movies can then be exported into mp4 files or uploaded into Dropbox. **(free)**

AppSaga


<http://appsaga.com>

APP SAGA

AppSaga is a website formerly known as App Chronicles. This website is a great listing for apps that have been offered for free. Each day the site lists free apps for the iPads as well as iPods/iPhones. Most of the apps that we have downloaded have come from the AppSaga listings. The site also includes articles about current events in the technology world. The articles include a lot about the Apple products but also include Droid information as well.

Wonderopolis

<http://wonderopolis.org>



Wonderopolis offers “wonder” prompts over topics in science, social studies, math, & language arts. Each prompt includes a short article, a video, questions, images, vocabulary words with words challenges, activities to try out, & a short little quiz over the “wonder.” What a fantastic way to get students to discuss & explore the world around them. A free iPhone & iPad app is also available.

SPED Learners Model Me Going 2 Places



A visual tool to help navigate challenging locations in the community: hairdresser, mall, doctor, playground, grocery store & a restaurant. Each location contains a slideshow of children modeling appropriate behavior. (free)